



# HR12-36W (36.0w/cell)

HR (High Rate) series is especially designed for heavy load discharge applications with 5 years design life in float service. By using strong grids and specially designed active material the HR series offers stable performance during high current discharge requirements .The HR series offers 30% more power output than the standard range. Suitable for UPS/EPS where high current loads are required.



## Specification

Cells Per Unit	6
Voltage Per Unit	12
Capacity	36.0W@15min-rate to 1.67V per cell @25°C
Weight	Approx. 2.60 Kg( Tolerance $\pm 4\%$ )
Max. Discharge Current	90 A (5 sec)
Internal Resistance	Approx. 18 m $\Omega$
Operating Temperature Range	Discharge: -20 °C~60 °C Charge: 0 °C~50 °C Storage: -20 °C~60 °C
Normal Operating Temperature Range	25°C $\pm$ 5°C
Float charging Voltage	13.7 to 13.9 VDC/unit Average at 25°C
Recommended Maximum Charging Current Limit	2.7 A
Equalization and Cycle Service	14.6 to 14.8 VDC/unit Average at 25°C
Self Discharge	RITAR Valve Regulated Lead Acid (VRLA) batteries can be stored for more than 6 months at 25C.°Self-discharge ratio less than 3% per month at 25C. Please charge batteries before using.
Terminal	Faston tab 250(F1/F2)
Container Material	A.B.S. UL94-HB, UL94-V0 Optional.



MH28539



G4M20206-0910-E-16



THE INTERNATIONAL CERTIFICATION NETWORK

CERTIFICATE

Postcode: 421001

is in conformity with

ISO 14001:2004 Standard



THE INTERNATIONAL CERTIFICATION NETWORK

CERTIFICATE

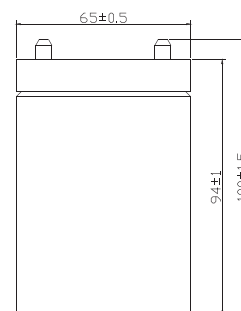
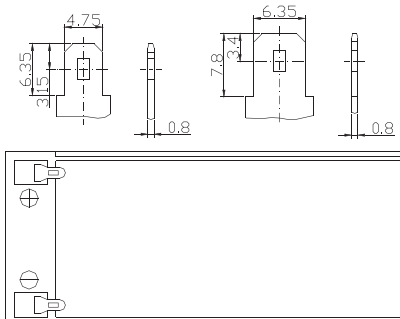
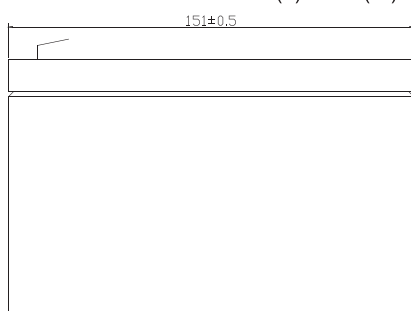
Postcode: 421001

is in conformity with

OHSAS 18001:1999 Standard

## Dimensions

Unit: mm Dimension: 151(L) × 65(W) × 93.5(H)



## Constant Current Discharge Characteristics : A(25°C)

F.V/Tim e	5 MIN	8 MIN	10 MIN	15 MIN	20 MIN	30 MIN	60 MIN	90 MIN
9.60 V	39.21	28.99	26.06	18.92	15.51	11.43	6.438	5.083
10.0 V	38.67	28.77	25.65	18.57	15.04	11.18	6.372	5.023
10.2 V	37.49	27.03	24.29	17.94	14.72	10.92	6.173	4.891
10.5 V	36.20	25.01	22.19	16.85	14.11	10.55	5.947	4.836
10.8 V	33.42	23.22	19.87	16.10	13.72	9.20	5.721	4.682
11.1 V	30.64	21.43	18.28	15.34	13.33	8.40	5.495	4.527

## Constant Power Discharge Characteristics : W(25°C)

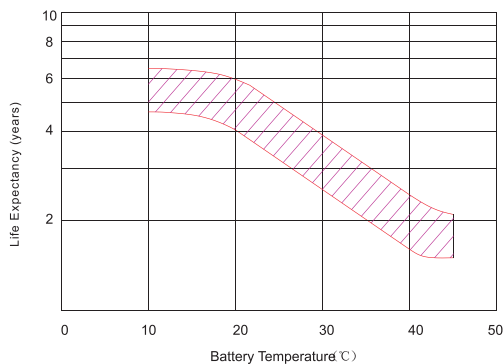
F.V/Tim e	5 MIN	8 MIN	10 MIN	15 MIN	20 MIN	30 MIN	60 MIN	90 MIN
9.60 V	436.7	325.0	293.0	219.7	182.2	138.1	78.76	62.88
10.0 V	434.8	328.0	293.8	216.7	177.2	135.5	78.28	62.65
10.2 V	429.4	311.6	280.8	210.2	174.4	133.1	76.11	61.21
10.5 V	420.4	291.2	258.9	197.8	168.0	129.6	73.77	60.55
10.8 V	391.6	273.3	234.3	191.2	165.1	114.2	71.04	58.66
11.1 V	364.3	255.1	218.1	184.4	162.3	104.8	68.84	56.89

All mentioned values are average values (Tolerance  $\pm 2\%$ ).

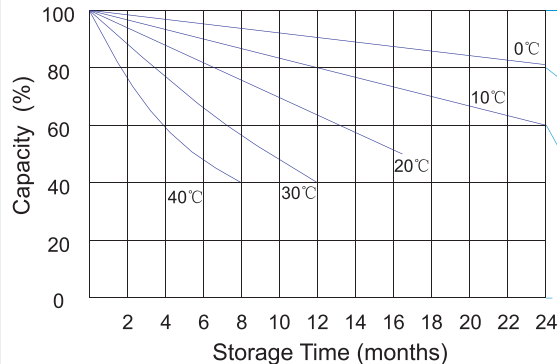
# HR12-36W



## Effect of temperature on long term float life



## Storage characteristic



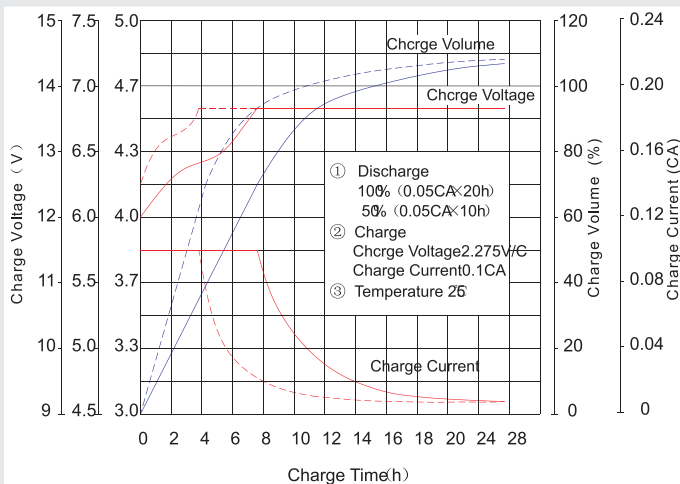
Supplementary charge required (Carry out supplementary charge before use if 100% capacity is required)

Supplementary charge required before use. This supplementary charge will help to recover the capacity and should be made as early as possible.

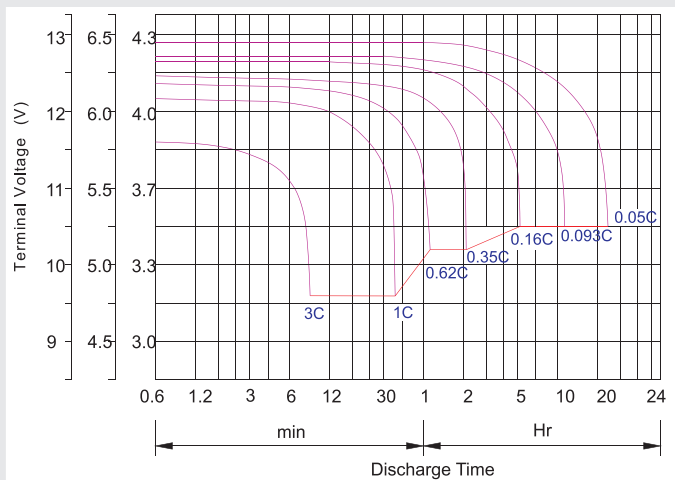
Supplementary charge may often fail to recover the capacity. The battery should never be left standing till this state is reached

Supplementary charge and storage guidelines

## Charge characteristic Curve for standby use



## Discharge characteristic Curve



## Capacity Factors With Different Temperature

Battery Type		-20°C	-10°C	0°C	5°C	10°C	20°C	25°C	30°C	40°C	45°C
GEL Battery	6V&12V	50%	70%	83%	85%	90%	98%	100%	102%	104%	105%
	2V	60%	75%	85%	88%	92%	99%	100%	103%	105%	106%
AGM Battery	6V&12V	46%	66%	76%	83%	90%	98%	100%	103%	107%	109%
	2V	55%	70%	80%	85%	92%	99%	100%	104%	108%	110%

## Discharge Current VS. Discharge Voltage

Final Discharge Voltage V/cell	1.75V	1.70V	1.60V
Discharge Current (A)	(A) ≤ 0.2C	0.2C < (A) < 1.0C	(A) ≥ 1.0C

**Charge the batteries at least once every six months, if they are stored at 25°C.**

Charging Method:

Constant Voltage	-0.2Cx2h+2.4~2.5V/Cellx24h,Max. Current 0.3CA
Constant Current	-0.2Cx2h+0.1CAx12h
Fast	-0.2Cx2h+0.3CAx4.0h

## Maintenance & Cautions

### Float Service:

※ Every month, recommend inspection every battery voltage.

※ Every three months, recommend equalization charge for one time.

Equalization charge method:

Discharge: 100% rate capacity discharge.

Charge: Max. current 0.3CA, constant voltage 2.4-2.45V/Cell charge 24h.

※ Effect of temperature on float charge voltage: -3mV/ °C/Cell.

※ Length of service life will be directly affected by the number of discharge cycles, depth of discharge, ambient temperature and charging voltage.