



DC2-450 (2V450Ah)

DC (Deep Cycle) series is specially designed for frequent cyclic discharge. By using strong grids and specially designed active material, the DC series battery offers 30% more cyclic life than the standby series. It is suitable for solar energy systems, marine and RV etc.



Specification

Cells Per Unit	1
Voltage Per Unit	2
Capacity	450Ah@10hr-rate to 1.80V per cell @25°C
Weight	Approx. 28.0Kg (Tolerance $\pm 2\%$)
Max. Discharge Current	2450 A (5 sec)
Internal Resistance	Approx. 0.67 m Ω
Operating Temperature Range	Discharge: -20°C~60°C Charge: 0°C~50°C Storage: -20°C~60°C
Normal Operating Temperature Range	25°C \pm 5°C
Float charging Voltage	2.27 to 2.3 VDC/unit Average at 25°C
Recommended Maximum Charging Current	90 A
Equalization and Cycle Service	2.43 to 2.47 VDC/unit Average at 25°C
Self Discharge	RITAR Valve Regulated Lead Acid (VRLA) batteries can be stored for more than 6 months at 25°C. Self-discharge ratio less than 3% per month at 25°C. Please charge batteries before using.
Terminal	Thread insert & Bolt (F10)
Container Material	A.B.S. UL94-HB, UL94-V0 Optional.



MH28539



G4M20206-0910-E-16



CERTIFICATE

Postcode: 421001

is in conformity with

ISO 14001:2004 Standard



CERTIFICATE

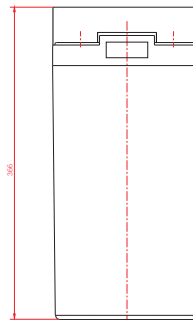
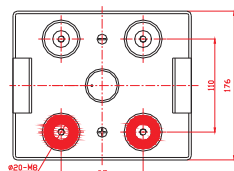
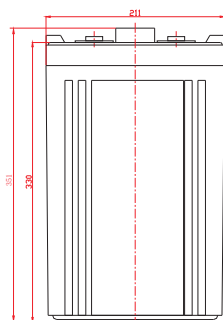
Postcode: 421001

is in conformity with

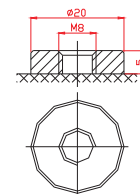
OHSAS 18001:1999 Standard

Dimensions

Unit: mm Dimension: 211(L)×176(W)×366(H)



Terminal F10



Constant Current Discharge Characteristics : A(25°C)

F.V/Time	15MIN	30MIN	1HR	2HR	3HR	4HR	5HR	6HR	8HR	10HR
1.60V	611.0	450.6	281.0	172.4	128.4	92.1	80.62	72.38	58.43	46.87
1.65V	581.0	432.6	277.4	166.1	123.0	88.88	79.81	70.64	55.81	46.42
1.70V	541.7	407.8	272.0	163.4	120.3	88.07	78.67	68.90	54.94	45.98
1.75V	480.9	367.0	250.5	154.4	114.0	83.22	77.65	65.41	53.20	45.48
1.80V	414.0	334.3	236.1	147.2	109.5	82.41	76.31	64.54	52.33	45.06
1.85V	350.1	301.0	218.2	139.2	104.1	75.95	71.82	61.05	49.71	42.31

Constant Power Discharge Characteristics : W(25°C)

F.V/Time	15MIN	30MIN	1HR	2HR	3HR	4HR	5HR	6HR	8HR	10HR
1.60V	1070	821.2	522.9	322.5	239.3	173.1	160.3	139.7	111.2	93.39
1.65V	1042	816.8	520.1	317.9	234.5	170.5	158.8	137.9	110.2	92.50
1.70V	984.0	773.0	515.0	313.2	231.0	169.9	156.9	134.7	108.6	91.94
1.75V	876.5	696.6	483.0	296.5	222.7	161.3	154.7	128.0	105.1	91.02
1.80V	758.6	635.6	459.3	283.1	213.5	160.6	152.0	126.5	103.4	90.27
1.85V	646.9	573.0	426.1	268.0	203.4	148.8	143.4	119.9	98.29	85.05

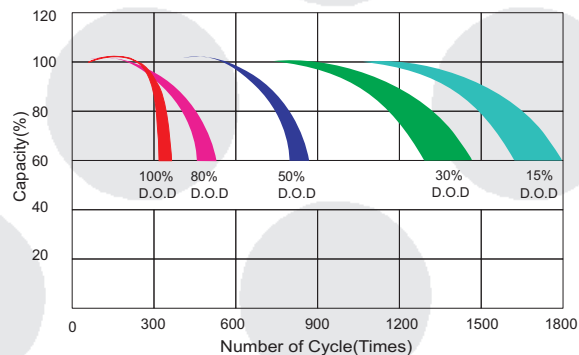
All mentioned values are average values (Tolerance $\pm 2\%$).

DC2-450

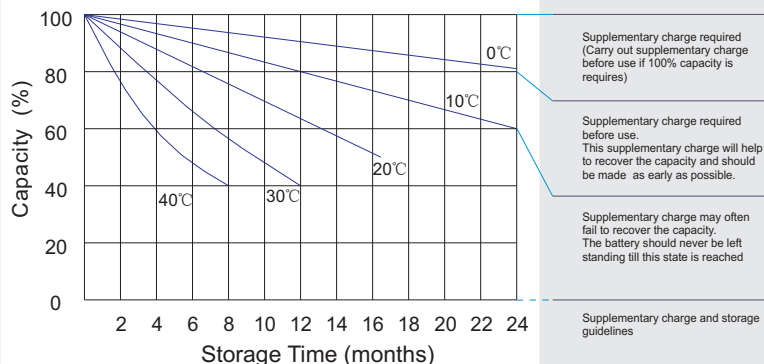
2V450Ah



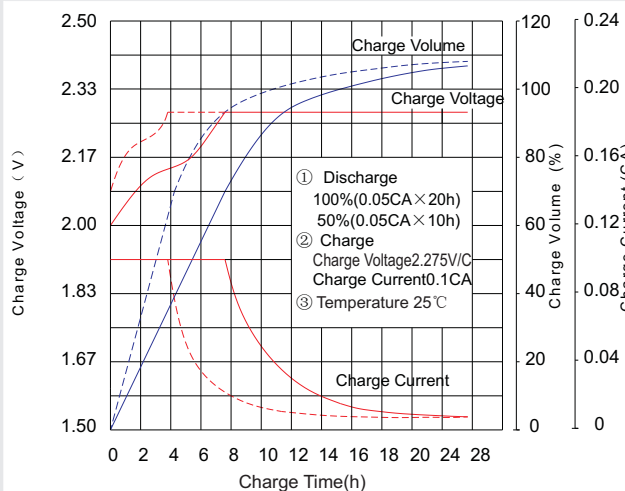
Life characteristics of cyclic use



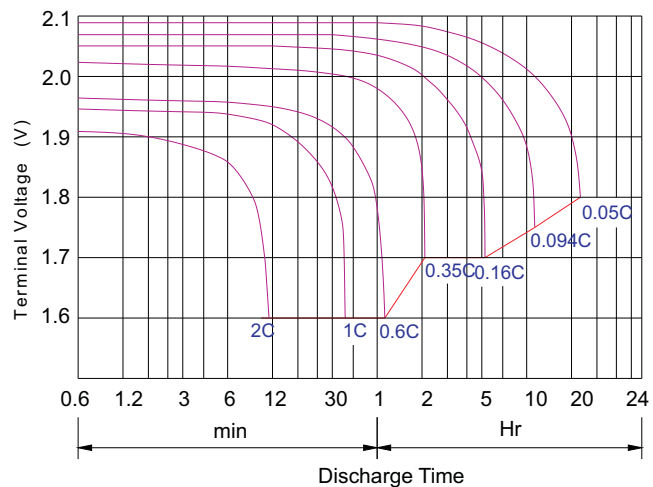
Storage characteristic



Charge characteristic Curve for standby use



Discharge characteristic Curve



Capacity Factors With Different Temperature

Battery Type		-20°C	-10°C	0°C	5°C	10°C	20°C	25°C	30°C	40°C	45°C
GEL Battery	6V&12V	50%	70%	83%	85%	90%	98%	100%	102%	104%	105%
	2V	60%	75%	85%	88%	92%	99%	100%	103%	105%	106%
AGM Battery	6V&12V	46%	66%	76%	83%	90%	98%	100%	103%	107%	109%
	2V	55%	70%	80%	85%	92%	99%	100%	104%	108%	110%

Discharge Current VS. Discharge Voltage

Final Discharge Voltage V/cell	1.75V	1.70V	1.60V
Discharge Current (A)	(A) ≤ 0.2C	0.2C < (A) < 1.0C	(A) ≥ 1.0C

Charge the batteries at least once every six months, if they are stored at 25°C.

Charging Method:

Constant Voltage	-0.2Cx2h+2.4-2.45Vx24h, Max. Current 0.2C
Constant Current	-0.2Cx2h+0.1Cx7h+0.05Cx4h
Fast	-0.2Cx2h+0.3Cx3h

Bolt	M5	M6	M8
Terminal	F3 F4 F13 F18 T25 T26	F8 F11 F12-1 F15	F5 F9 F10 F12 F14 F16
Torque	6~7N·m	8~10N·m	10~12N·m

SHENZHEN RITAR POWER CO.,LTD.

URL: www.ritarpower.com

Address: Rm405, Tower C, Huahan Building, Langshan Rd16, Nanshan District, ShenZhen, 518057, China

Tel: +86-755-33981668 Fax: +86-755-8347-5180

2015 - Version 0

Maintenance & Cautions

Cycle service
※ Avoid battery over discharge, especially battery series connection use.
※ Charged with recommend voltage, ensure battery can be full recharged.
In general, recharge capacity should be 1.1-1.15 times discharge capacity.
※ Effect of temperature on cycle charge voltage: -4mV/°C/Cell.
※ There are a number of factors that will affect the length of cyclic service.
The most significant are depth of discharge, ambient temperature, discharge rate, and the manner in which the battery is recharged.
Generally speaking, the most important factors is depth of discharge.