



# DC2-2000 (2V2000Ah)

DC (Deep Cycle) series is specially designed for frequent cyclic discharge. By using strong grids and specially designed active material, the DC series battery offers 30% more cyclic life than the standby series. It is suitable for solar energy systems, marine and RV etc.



## Specification

Cells Per Unit	1
Voltage Per Unit	2
Capacity	2000Ah@10hr-rate to 1.80V per cell @25°C
Weight	Approx. 126.5 Kg (Tolerance $\pm 1\%$ )
Max. Discharge Current	7000 A (5 sec)
Internal Resistance	Approx. 0.4 m $\Omega$
Operating Temperature Range	Discharge: -20°C~60°C Charge: 0°C~50°C Storage: -20°C~60°C
Normal Operating Temperature Range	25°C $\pm 5^\circ\text{C}$
Float charging Voltage	2.27 to 2.3 VDC/unit Average at 25°C
Recommended Maximum Charging Current	400 A
Equalization and Cycle Service	2.43 to 2.47 VDC/unit Average at 25°C
Self Discharge	RITAR Valve Regulated Lead Acid (VRLA) batteries can be stored for more than 6 months at 25°C. Self-discharge ratio less than 3% per month at 25°C. Please charge batteries before using.
Terminal	Thread insert & Bolt (F10)
Container Material	A.B.S. UL94-HB, UL94-V0 Optional.



MH28539



G4M20206-0910-E-16



CERTIFICATE

Postcode: 421001  
is in conformity with  
ISO 14001:2004 Standard

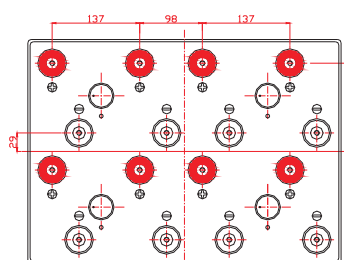
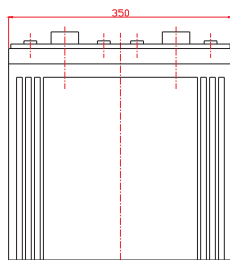
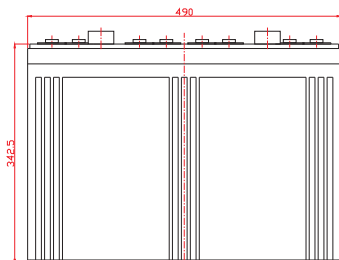


CERTIFICATE

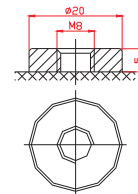
Postcode: 421001  
is in conformity with  
OHSAS 18001:1999 Standard

## Dimensions

Unit: mm Dimension: 490(L)×350(W)×343(H)



Terminal F10



## Constant Current Discharge Characteristics: A (25°C)

F.V/Time	15MIN	30MIN	1HR	2HR	3HR	4HR	5HR	6HR	8HR	10HR
1.60V	2715	2003	1249	766.1	570.6	409.4	358.3	321.7	259.7	208.3
1.65V	2582	1923	1233	738.2	546.6	395.0	354.7	314.0	248.1	206.3
1.70V	2408	1813	1209	726.2	534.7	391.4	349.6	306.2	244.2	204.3
1.75V	2138	1631	1113	686.3	506.7	369.9	345.1	290.7	236.4	202.2
1.80V	1840	1486	1049	654.4	486.8	366.3	339.2	286.8	232.6	200.3
1.85V	1556	1338	969.6	618.5	462.8	337.6	319.2	271.3	220.9	188.0

## Constant Power Discharge Characteristics: W (25°C)

F.V/Time	15MIN	30MIN	1HR	2HR	3HR	4HR	5HR	6HR	8HR	10HR
1.60V	4754	3650	2324	1433	1063	769.3	712.4	620.7	494.2	415.1
1.65V	4629	3630	2312	1413	1042	757.9	705.7	612.8	490.0	411.1
1.70V	4373	3436	2289	1392	1027	754.9	697.4	598.5	482.5	408.6
1.75V	3895	3096	2147	1318	989.7	717.0	687.6	569.1	467.3	404.5
1.80V	3372	2825	2041	1258	948.8	713.7	675.5	562.3	459.7	401.2
1.85V	2875	2547	1894	1191	903.8	661.1	637.5	532.7	436.8	378.0

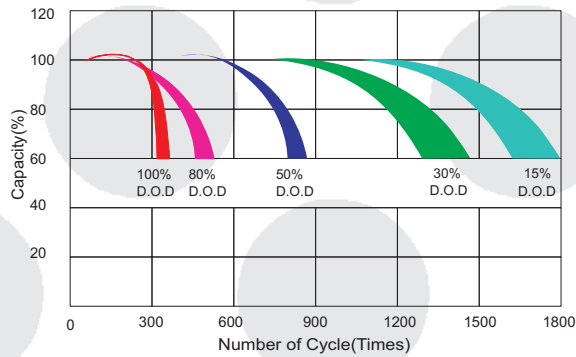
All mentioned values are average values (Tolerance  $\pm 2\%$ ).

# DC2-2000

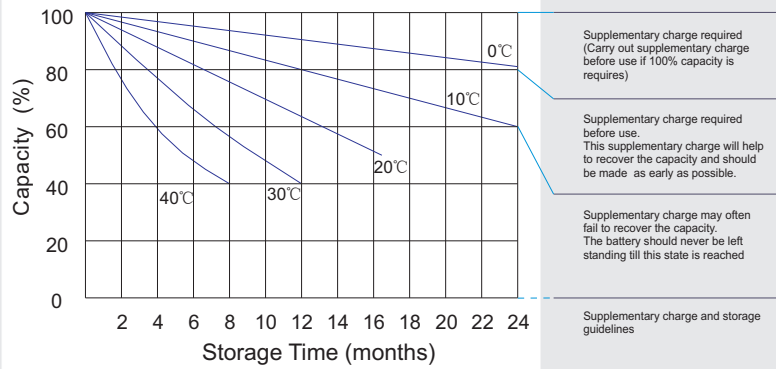
2V2000Ah



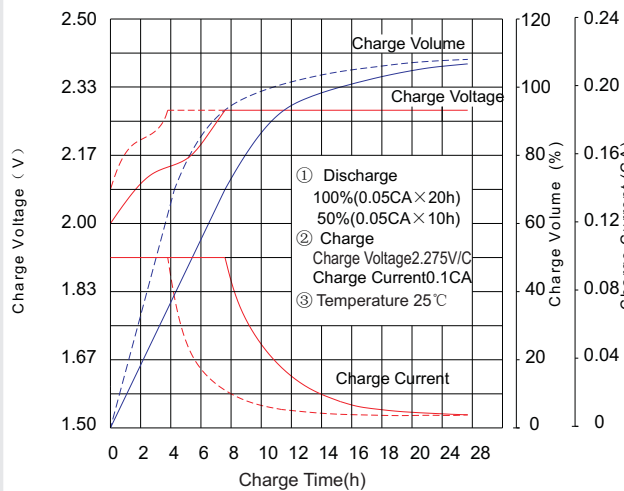
## Life characteristics of cyclic use



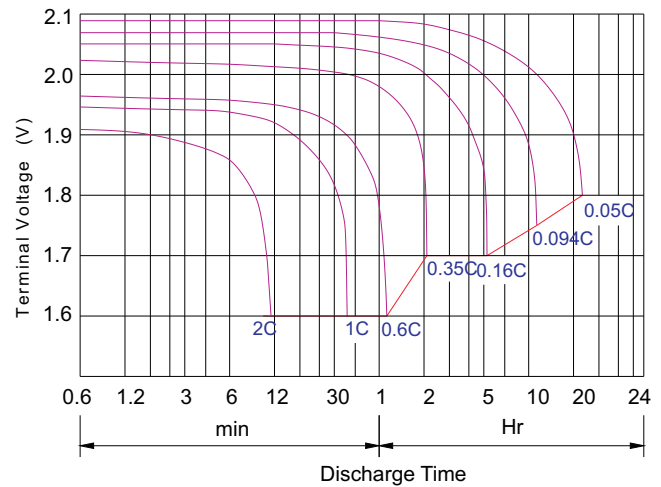
## Storage characteristic



## Charge characteristic Curve for standby use



## Discharge characteristic Curve



## Capacity Factors With Different Temperature

Battery Type		-20°C	-10°C	0°C	5°C	10°C	20°C	25°C	30°C	40°C	45°C
GEL Battery	6V&12V	50%	70%	83%	85%	90%	98%	100%	102%	104%	105%
	2V	60%	75%	85%	88%	92%	99%	100%	103%	105%	106%
AGM Battery	6V&12V	46%	66%	76%	83%	90%	98%	100%	103%	107%	109%
	2V	55%	70%	80%	85%	92%	99%	100%	104%	108%	110%

## Discharge Current VS. Discharge Voltage

Final Discharge Voltage V/cell	1.75V	1.70V	1.60V
Discharge Current (A)	(A) ≤ 0.2C	0.2C < (A) < 1.0C	(A) ≥ 1.0C

**Charge the batteries at least once every six months, if they are stored at 25°C.**

Charging Method:

Constant Voltage	-0.2Cx2h+2.4-2.45Vx24h, Max. Current 0.2C
Constant Current	-0.2Cx2h+0.1Cx7h+0.05Cx4h
Fast	-0.2Cx2h+0.3Cx3h

Bolt	M5	M6	M8
Terminal	F3 F4 F13 F18 T25 T26	F8 F11 F12-1 F15	F5 F9 F10 F12 F14 F16
Torque	6~7N·m	8~10N·m	10~12N·m

## Maintenance & Cautions

### Cycle service

※ Avoid battery over discharge, especially battery series connection use.

※ Charged with recommend voltage, ensure battery can be full recharged.

In general, recharge capacity should be 1.1-1.15 times discharge capacity.

※ Effect of temperature on cycle charge voltage: -4mV/°C/Cell.

※ There are a number of factors that will affect the length of cyclic service.

The most significant are depth of discharge, ambient temperature,

discharge rate, and the manner in which the battery is recharged.

Generally speaking, the most important factors is depth of discharge.