



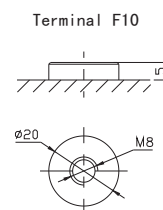
Specification

Cells Per Unit	6
Voltage Per Unit	12
Capacity	200Ah@10hr-rate to 1.80V per cell @25°C
Weight	Approx. 58.5 Kg (Tolerance $\pm 1.5\%$)
Max. Discharge Current	2000A (5 sec)
Internal Resistance	Approx. 4 m Ω
Operating Temperature Range	Discharge: -20°C~60°C Charge: 0°C~50°C Storage: -20°C~60°C
Normal Operating Temperature Range	25°C \pm 5°C
Float charging Voltage	13.6 to 13.8 VDC/unit Average at 25°C
Recommended Maximum Charging Current	60 A
Equalization and Cycle Service	14.6 to 14.8 VDC/unit Average at 25°C
Self Discharge	RITAR Valve Regulated Lead Acid (VRLA) batteries can be stored for more than 6 months at 25°C. Self-discharge ratio less than 3% per month at 25°C. Please charge batteries before using.
Terminal	Terminal F10
Container Material	A.B.S. UL94-HB, UL94-V0 Optional.



Dimensions

Unit: mm Dimension: 522(L)×240(W) ×223(H)



Constant Current Discharge Characteristics: A (25°C)

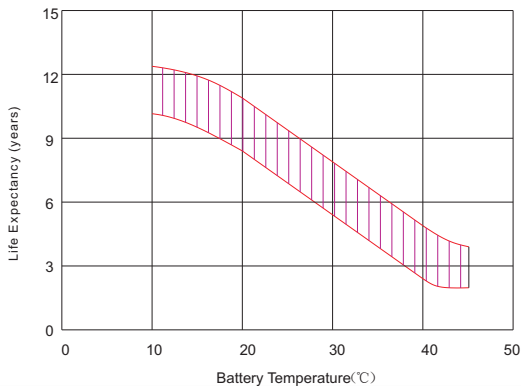
F.V/Time	5MIN	10MIN	15MIN	30MIN	1HR	2HR	3HR	4HR	5HR	8HR	10HR	20HR
9.60V	524.1	396.8	324.0	192.9	124.8	77.07	52.38	42.23	35.06	23.09	20.81	11.02
10.0V	508.9	377.6	317.4	190.4	123.2	75.52	51.41	41.63	34.75	23.00	20.61	10.81
10.2V	493.8	364.3	312.4	187.5	122.0	74.72	50.95	41.22	34.52	22.79	20.40	10.61
10.5V	443.4	336.1	297.4	182.4	120.5	73.74	50.50	40.61	34.23	22.59	20.20	10.40
10.8V	400.3	306.5	274.2	176.3	118.8	73.14	49.91	39.22	34.06	22.50	20.02	10.30
11.1V	341.8	273.9	245.9	169.6	116.0	70.20	48.93	38.65	33.81	22.32	19.78	9.88

Constant Power Discharge Characteristics: W(25°C)

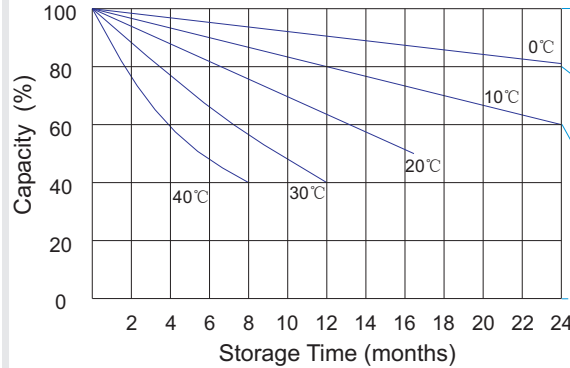
F.V/Time	5MIN	10MIN	15MIN	30MIN	1HR	2HR	3HR	4HR	5HR	8HR	10HR	20HR
9.6V	5421	4226	3564	2208	1447	903.2	616.7	505.5	420.0	276.5	249.6	132.7
10.0V	5314	4097	3507	2185	1433	892.2	607.5	498.4	416.2	275.5	247.6	130.4
10.2V	5253	3989	3467	2166	1425	885.8	604.8	493.7	413.7	273.4	245.4	128.0
10.5V	4782	3714	3307	2122	1416	874.6	599.9	487.1	410.4	271.1	243.0	125.6
10.8V	4356	3424	3057	2072	1398	868.1	593.2	470.6	408.5	269.9	240.6	124.4
11.1V	3826	3095	2752	2015	1377	835.6	583.2	463.9	407.0	268.0	238.0	119.9

All mentioned values are average values (Tolerance $\pm 2\%$).

Effect of temperature on long term float life



Storage characteristic



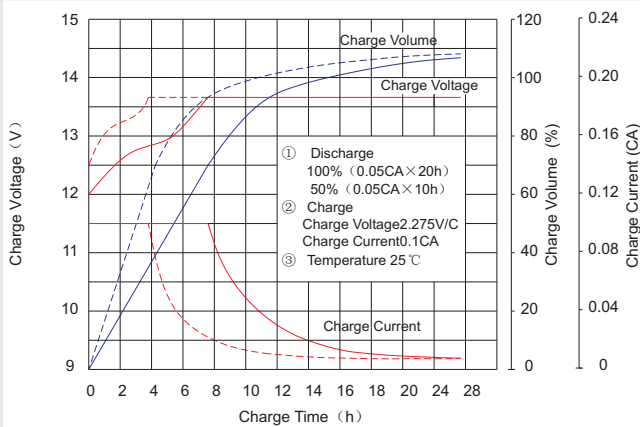
Supplementary charge required (Carry out supplementary charge before use if 100% capacity is required)

Supplementary charge required before use. This supplementary charge will help to recover the capacity and should be made as early as possible.

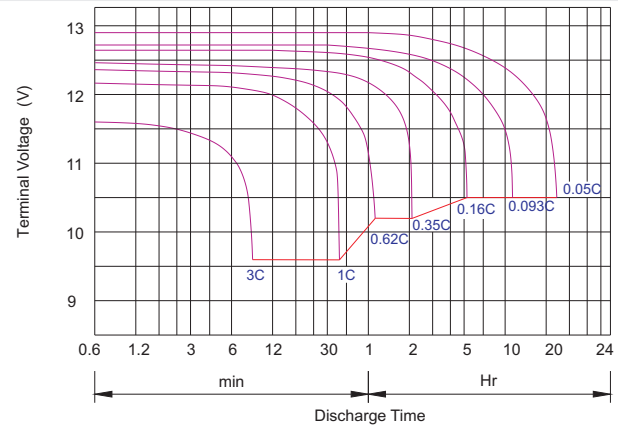
Supplementary charge may often fail to recover the capacity. The battery should never be left standing till this state is reached

Supplementary charge and storage guidelines

Charge characteristic Curve for standby use



Discharge characteristic Curve



Capacity Factors With Different Temperature

Battery Type		-20°C	-10°C	0°C	5°C	10°C	20°C	25°C	30°C	40°C	45°C
GEL Battery	6V&12V	50%	70%	83%	85%	90%	98%	100%	102%	104%	105%
	2V	60%	75%	85%	88%	92%	99%	100%	103%	105%	106%
AGM Battery	6V&12V	46%	66%	76%	83%	90%	98%	100%	103%	107%	109%
	2V	55%	70%	80%	85%	92%	99%	100%	104%	108%	110%

Discharge Current VS. Discharge Voltage

Final Discharge Voltage V/cell	1.75V	1.70V	1.60V
Discharge Current (A)	(A) ≤ 0.2C	0.2C < (A) < 1.0C	(A) ≥ 1.0C

Charge the batteries at least once every six months, if they are stored at 25°C.

Charging Method:

Constant Voltage	-0.2Cx2h+14.4-14.7Vx24h, Max. Current 0.3C
Constant Current	-0.2Cx2h+0.1Cx12h
Fast	-0.2Cx2h+0.3Cx4h

Bolt	M5	M6	M8
Terminal	F3 F4 F13 F18 T25 T26	F8 F11 F12-1 F15	F5 F9 F10 F12 F14 F16
Torque	6~7N·m	8~10N·m	10~12N·m

Maintenance & Cautions

Float Service:

※ Every month, recommend inspection every battery voltage.

※ Every three months, recommend equalization charge for one time.

Equalization charge method:

Discharge: 100% rate capacity discharge.

Charge: Max. current 0.3CA, constant voltage 14.4-14.7V charge 24h.

※ Effect of temperature on float charge voltage: -3mV/°C/Cell.

※ Length of service life will be directly affected by the number of discharge cycles, depth of discharge, ambient temperature and charging voltage.