



CP-3800DW

LARGER SIZE WITH MAXIMUM QUALITY

The CP-3800DW produces high quality, detailed pictures. Its strong, yet light and compact design makes it the ideal printer for event photography, photographic studios and the sale of photographs.

The easy-to-use CP-3800DW can be connected to a laptop, PC and Mitsubishi Electric units to quickly print photographs in formats up to 20x30cm/8x12" with a resolution of up to 600DPI.

MAIN FEATURES

- Format up to 20x30cm/8x12"
- High quality mode
- Compact design
- Plug-and-Play

FEATURES



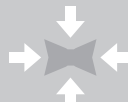
Large Format



Printing Time



Easy to use



Compact
Size



S-High
Resolution Prints



Printing
capacity

MAIN FEATURES

• Large format

The Mitsubishi Electric CP-3800DW printer has been designed to meet the needs of the photographic market, offering the option to print different formats up to 20x30cm/8x12", ideal for photographic studios.

• High quality mode

The High Quality Mode allows photographs to be printed at 600DPI. The double resolution provides extra quality and finish to the Mitsubishi Electric sublimation printing, with the purpose of meeting the demands of professionals in the field of photography.

• Compact design

Following the guidelines of all Mitsubishi Electric printers, the CP-3800DW has been developed to be sturdy and compact. Its dimensions (322/366/170mm) are ideal for those who wish to set it up in small spaces.


• Plug-and-Play

Plug-and-play is the technology that enables the CP-3800DW to be directly connected to a PC, laptop or Mitsubishi Electric unit without needing to first configure the printer.

SPECIFICATIONS


Front panel

- 1 Paper strip bin
- 2 Alarm indicator
- 3 Paper ribbon indicator
- 4 Power indicator
- 5 Print outlet
- 6 Open button
- 7 Power switch



Rear panel

- 1 Fan cover
- 2 USB terminal
- 3 Power socket (AC line)



TECHNICAL SPECIFICATIONS

Print deck	Single-deck				
Printing Method	Dye Sublimation thermal transfer line 3-color face progressive printing (yellow, magenta, and cyan) and surface lamination				
Gradations	258 (8-bit) each color				
Print resolution	High speed printing Mode: 300DPI / High Resolution Mode: 600DPI				
Media performance	Ref.	Print Size	Total prints	Prints x Roll	Print time
	CK-3810	20x25cm (8x10")	260	130 x 2	30~40s
	CK-3812	20x30cm (8x12")	220	110 x 2	35~45s
Photo finishing	Glossy				
Interface	Hi-Speed USB Ver.2.0				
Memory size	n.a.				
Dimensions (W / D / H)	322/366/170mm (12,9/14,6/6,8")				
Weight	14kg (30,9lb.)				
Power supply	100-240VAC, 50/60Hz.				
Power consumption	1,69A (220-240VAC, 50/60Hz.) / 3,96A (120VAC, 50/60Hz.)				
Accessories	Power cords (for 120 V and 230 V), Ink cassette (1), CD-ROM (1), Paper flange (1 set), Spacers (1), Quick setup guide (1), Paper strip bin (1), Cable tie (2), Securing band (1), Screw for securing band (1)				
Compatibilities	Kiosk gifts / Click / PC				

Mitsubishi Electric Europe CONTACTS

Mitsubishi Electric Europe B.V. German Branch
Mitsubishi Electric Europe B.V. Benelux Branch
Mitsubishi Electric Europe B.V. French Branch

URL: www.mitsubishi-vis.de
URL: www.mitsubishielectric.nl
URL: www.vis.mitsubishielectric.fr

Mitsubishi Electric Europe B.V. Spanish Branch
Mitsubishi Electric Europe B.V. Italian Branch
Mitsubishi Electric Europe B.V. Scandinavian Branch
Mitsubishi Electric Europe B.V. UK Branch

URL: www.mitsubishidigitalphoto.com
URL: www.mitsubishielectric.it/vis
URL: www.mitsubishielectric.se
URL: www.mitsubishielectric.co.uk/vis